



Helping preserve the art of model ship building
www.modelshipbuilder.com



[Home](#) [Contact](#) [Login](#)



Model Ship Builder :: Forums :: Build Logs :: POB Build Logs

<< Previous thread | Next thread >>

Golden Star English Brig ZHL 1:100

Moderators: Winston, aew

Author	Post
<p>ray111</p>  <p>★★★★★ Registered Member #3947 Joined: Sat Aug 04 2012, 01:31PM Posts: 457</p>	<p>Fri Jul 26 2013, 08:41AM</p> <p>this is a rough log of a build of the brig Golden Star.</p> 







[Back to top](#)

ray111


Fri Jul 26 2013, 09:00AM



Registered Member #3947
Joined: Sat Aug 04 2012,
01:31PM

planking the hull etc..







[Back to top](#)

ray111

Fri Jul 26 2013, 09:06AM



Registered Member #3947
 Joined: Sat Aug 04 2012,
 01:31PM
 Posts: 457

up to the rigging stage





[Back to top](#)

teleman

Tue Aug 06 2013, 01:03PM



Registered Member #1925
Joined: Tue Nov 29 2011,
03:32PM

coming along nicely Ray

Posts: 1186

[Back to top](#)

Mike 41

Tue Aug 06 2013, 09:12PM



Registered Member #702
Joined: Sat Feb 06 2010,
08:37AM
Posts: 1207

Hi Ray,
Your planking looks good. Is the wood walnut?
Mike

[Back to top](#)

ray111

Wed Aug 07 2013, 12:33PM



Registered Member #3947
Joined: Sat Aug 04 2012,
01:31PM
Posts: 457

Hi Mike
I had some strips of planks from the Artesania Latina Blue Nose 2 left over so i used that to plank the upper body of the hull, they might be walnut the blue nose kit was over 20 years old.
cheers
Ray

[Back to top](#)

ray111

Sat Aug 24 2013, 12:34PM



Registered Member #3947
Joined: Sat Aug 04 2012,
01:31PM
Posts: 457

Hi Mike,
yes the wood i planked it in is walnut i looked it up its what i planked it in for doubling planking and the walnut planks did come with the kit.
cheers
Ray

[Back to top](#)

Jump: [Scuttlebutt](#)

[Back to top](#)



Powered by e107 Forum System

Theme by